



A VIDEO
GAME CARTRIDGE FROM
 **PARKER BROTHERS**

FROGGER™

Under License From Sega Enterprises, Inc.

TM* designates a trademark of Sega Enterprises, Inc. Rules © 1982 Parker Brothers, Beverly, MA 01915. Printed in Malaysia.

FOR ATARI® & SEARS® VIDEO GAME SYSTEMS

Leapin' Frogger! Home may look like it's only a hop, skip, and a jump away, but looks can be deceiving. First, there's a dangerous highway to hop across, full of fast-moving cars and trucks. Then there's a swirling river to get home safely? By letting you hop him on his way. Guide Frogger safely through this perilous journey, and you'll jump for joy!

OBJECT

The object of the game is to hop as many frogs to safety as you can—and to score the most points along the way!

SETTING THE CONSOLE CONTROLS

1. To select a game number (see Game Selection Box), press down on the GAME SELECT switch. The game number will appear at the top of the screen.
2. Set the DIFFICULTY switch:
Position A:
You'll lose Frogger if he's carried off-screen on a floating object.
Position B:
Frogger can be carried safely off-screen on a floating object. He'll then reappear on the other side of the screen so you can continue play. However, Frogger can't hop off-screen.

In a one-player game, use the left DIFFICULTY switch. In a two-player game, the 1st player uses the left DIFFICULTY switch and the 2nd player uses the right DIFFICULTY switch.

3. Press down the GAME RESET switch—and you're ready to start the action!

THE JOYSTICK CONTROLLERS

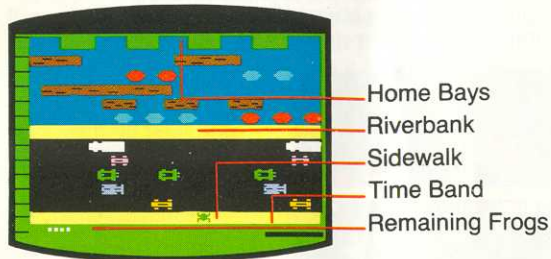
Make sure you plug the Joystick controllers firmly into the jacks at the back of your video system. Use the LEFT controller jack for one-player games.

Use the Joystick to jump Frogger forward, backward, left, and right. In games 1–4, move the Joystick *once* in the direction you wish Frogger to jump. Frogger will make *one jump* in that direction. You *must* do this each time you want Frogger to make one jump. In games 5 and 6, Frogger becomes "Speedy" Frogger! As long as you *hold* the Joystick in one direction, Speedy Frogger will jump again and again in that direction.



PLAYING

This illustration shows the journey Frogger has to make—from sidewalk to home bay:



You'll start the game with 5 frogs. The first frog is shown on the sidewalk below the traffic. The remaining frogs are shown as white squares on the lower left-hand corner of the screen.

TIME BAND

You have only 30 seconds to move Frogger from the sidewalk and into a home bay, one of the blue, open-ended squares at the top of the screen.

Time is monitored by the time band, the black line located in the lower right-hand corner of the screen. When you have only 5 seconds left to get Frogger into a home bay, you'll hear a warning sound and see the line turn red.



If you run out of time before you get Frogger home, you'll lose him. When this happens, you'll hear a "splooch" sound and see a green "X" where Frogger was when his time ran out.


FROM SIDEWALK TO RIVERBANK

Frogger starts his perilous journey on the sidewalk, facing 5 lanes of cars and trucks. When the music stops, you're ready to start Frogger hopping!

Try to get Frogger through the lanes of traffic. Traffic travels in alternating directions and at different speeds, so be careful! Frogger will get "sploached" if he touches any part of a vehicle or is run over!


FROM RIVERBANK TO RIVER

Because Frogger can't swim in the river (the current is too strong), hop him from one row of logs, turtles, or alligators onto the next in order to cross it.



- 1. Logs:** Frogger can hop from side to side on a log; he can also jump forward and backward onto another floating object. But he'll land in the river if he leaps to the left or right off a log.

- 2. Turtles:** The red circles that float on the river are the turtles. Frogger is safe on their backs as well as in the water area between a set of them (2 or 3 turtles in a row). He can jump forward and backward from a turtle onto another floating object. But he'll land in the river if he jumps to the left or right off either of the end turtles.



- 3. Diving Turtles:** These tricky turtles can float on the water and dive under the water! When they're red, it's safe for Frogger to jump on their backs. But once they turn light blue, watch out! That

means they're getting ready to dive, so hop Frogger onto another floating object fast! If you're not quick enough, Frogger will get "sploached."

But these turtles can't stay underwater forever. When you see a set of light blue turtles suddenly appear on the screen, this means they're coming up for air. They'll soon be changing from light blue to red, so Frogger will be safe on their backs until they dive again.

While crossing the river, here are some other things to watch for:


1. **Lady Frog:** Occasionally you'll see a white "lady" frog hopping frantically along a log. If you hop Frogger onto the log to rescue her and take her home, you'll score bonus points. Just hop Frogger close enough to her so she'll jump onto his back. You'll hear a high-pitched sound when she does. Now, try to get Frogger—and the lady frog—home to safety.



2. **Alligators:** Alligators swim among the logs from time to time. You'll see them snapping their jaws open and closed, just waiting for a tender Frogger morsel to jump their way! Frogger is safe on an alligator's tail

and back. But Frogger is a goner if he jumps into its jaws!

3. **Floating Off-Screen:** Frogger gets "splooched" in DIFFICULTY Position A if he's carried off-screen on a log, turtle, or alligator. This *doesn't* happen in DIFFICULTY Position B.



4. **Snakes:** Snakes will appear on the riverbank and logs as the game gets more difficult. You can hop Frogger onto a snake's back, but he'll get "splooched" if he hops too close to a snake's mouth!

FROM RIVER TO HOME BAY

Successfully hop Frogger into a home bay, and he's safe and sound! You'll score points each time you bring Frogger home, and get bonus points each time you bring 5 frogs home!

When leaping Frogger into its home bay, here are some things to watch for:

- 1. Jumping Home:** Hop Frogger into a home bay when he's *directly* in front of it. If Frogger hits any part of the green shrubbery on the sides of the home bay, he'll land in the river.
- 2. Occupied Home Bay:** Frogger can't jump into a home bay that's occupied by another frog.



- 3. Alligator's Head:** If an alligator's head is showing in a home bay, it's not safe for Frogger to jump in. However, if the head is just beginning to surface, Frogger won't be harmed.

- 4. Fly:** If you hop Frogger into a home bay while a fly is showing, Frogger gets a free meal—and you score extra points!

GAME DIFFICULTY

Each time you bring 5 frogs home, you'll hear a short tune. Then the game will continue at a more difficult game level with your remaining frogs. The traffic will be more difficult to cross. There will be fewer floating objects on the river, and the speed of these floating objects will vary from fast to slow. Frogger-eating snakes will also appear on the riverbank and, in progressively more difficult levels, on the logs.

END OF GAME

The game ends when no frogs are left.

To Play Again: In a one-player game, press the red button on your Joystick to play again at the same game number. In a two-player game, both players press the red buttons at the same time to play again at the same game number. To play at another game number, use the GAME SELECT switch.

180-DAY LIMITED WARRANTY

PARKER BROTHERS warrants, subject to the conditions below, that if the components of this product prove defective because of improper workmanship or material during the period of 180 days from the date of original purchase, PARKER BROTHERS will repair the product or replace it with a new or repaired unit, without charge, or will refund the purchase price.

CONDITIONS:

1. Proof of Purchase: The retail sales receipt or other proof of purchase must be provided.
2. Proper Delivery: The product must be shipped, prepaid, or delivered to PARKER BROTHERS (address: 190 Bridge Street, Salem, MA 01970, Attention: Quality Control Dept.) for servicing, either in the original package or in a similar package providing an equal degree of protection.
3. Unauthorized Repair, Abuse, etc.: The product must not have been previously altered, repaired or serviced by anyone other than PARKER BROTHERS; the product must not have been subjected to an accident, misuse or abuse.

REPAIRS AFTER EXPIRATION OF WARRANTY:

If the product malfunctions after the 180-day warranty period, you may ship the product prepaid and enclosed with a check or money order for \$8.00 to Parker Brothers. Parker Brothers will, at its option, subject to the conditions above, repair the product or replace it with a new or repaired unit, subject to availability of parts. If replacement units or required parts are not available, the \$8.00 payment will be refunded.

EXCEPT TO THE EXTENT PROHIBITED BY APPLICABLE LAW, ALL IMPLIED WARRANTIES MADE BY PARKER BROTHERS IN CONNECTION WITH THE PRODUCT, INCLUDING THE WARRANTY OF MERCHANTABILITY, ARE LIMITED IN DURATION TO A PERIOD OF 180 DAYS FROM THE DATE OF ORIGINAL PURCHASE; AND NO WARRANTIES, WHETHER EXPRESSED OR IMPLIED, INCLUDING THE WARRANTY OF MERCHANTABILITY, SHALL APPLY TO THIS PRODUCT AFTER SAID PERIOD. SHOULD THIS PRODUCT PROVE DEFECTIVE IN WORKMANSHIP AND MATERIAL, THE CONSUMER'S SOLE REMEDY SHALL BE SUCH REPAIR, REPLACEMENT OR REFUND AS IS HEREIN ABOVE EXPRESSLY PROVIDED; AND UNDER NO CIRCUMSTANCES SHALL PARKER BROTHERS BE LIABLE FOR ANY LOSS OR DAMAGE, DIRECT OR CONSEQUENTIAL, ARISING OUT OF THE USE OF, OR INABILITY TO USE, THIS PRODUCT.

SOME STATES DO NOT ALLOW LIMITATIONS ON HOW LONG AN IMPLIED WARRANTY LASTS, OR THE EXCLUSIONS OR LIMITATIONS OF INCIDENTAL OR CONSEQUENTIAL DAMAGES, SO THE ABOVE LIMITATIONS OR EXCLUSION MAY NOT APPLY TO YOU. THIS WARRANTY GIVES YOU SPECIFIC LEGAL RIGHTS AND YOU MAY ALSO HAVE OTHER RIGHTS WHICH VARY FROM STATE TO STATE.

We will be happy to answer your questions or comments about FROGGER. Contact the Consumer Response Department nearest you:

In the U.S.A.: Parker Brothers, P.O. Box 1012, Beverly, MA 01915.

In Australia and New Zealand: Parker Games, 104 Bourke Road, Alexandria, N.S.W. 2015.

In the United Kingdom: Parker Games, Coalville, Leicester LE62DE.

GAME VARIATIONS

Frogger has 6 game variations. Games 1, 3, and 5 are one-player games; 2, 4, and 6 are two-player games. See the Game Selection Box for game number variations.

Two-Player Games: Games 2, 4, and 6 are two-player games. The left player goes first; players then alternate turns. Your turn ends when you lose a frog; you begin your turn again with your remaining frogs. Each player's score is displayed throughout his or her turn at the top of the screen. The game ends once both players have lost all their frogs.

SCORING


Your score is displayed at the top of the screen throughout the game. Points accumulate as follows:

| | |
|--|----------------------|
| Successfully jumping Frogger forward | 1 point |
| Successfully jumping Frogger home | 5 points |
| Successfully jumping 5 frogs home | 100 points |
| Taking a lady frog home | 20 points |
| Eating a fly | 20 points |
| Extra points for time left. | 2 points |
| | per remaining second |

Every time you score 1,000 points and have fewer than 4 frogs left, you'll get another Frogger! When this happens, you'll see another white square on the lower left-hand corner of the screen.

GAME SELECTION BOX

When you select a game number, one of these symbols will appear in the home bays at the top of the screen:



GAME NUMBERS

| one-player | two-player |
|------------|------------|
| 1 | 2 |
| 3 | 4 |
| 5 | 6 |

GAME LEVELS

Easiest
More Difficult
"Speedy" Frogger