

SPECTRAVIDEO™

VIDEO GAME CARTRIDGE

MASTER BUILDER™

**FOR THE ATARI®
VIDEO GAME SYSTEM**



**INSTRUCTION MANUAL
MODE D'EMPLOI
BEDIENUNGSANLEITUNG
MANUALE DI ISTRUZIONE
MANUAL DE INSTRUCCIONES
GEBRUIKSAANVIJZING**

THE MASTER CONTRACT

To become a **MASTER BUILDER**, you have to complete construction of several buildings in **SPECTRAVILLE**. Try to remember the blueprints of the buildings which will appear on screen for only 5 seconds. Don't worry about the buildings materials supply. You can get substantial volume of bricks from stores and construct the building by laying them in the appropriate position. A **MAGIC LADDER** will help you in carrying out your job on the upper floors. But don't forget the troublesome **SPECTRADOG**, naughty **KID** and the powerful destructive **LIGHTNING**.

If the construction is successfully accomplished, you can leave the site by catching a **HELICOPTER**. However, you will lose a chance every time your finished construction is not according to the blueprint, so think before catching the **HELICOPTER**.

6 THE SPECTRADOG

Don't let the crazy little **SPECTRADOG** bite you, jump over it, or you'll lose one chance!

7 THE KID

You must leave the ladder when the naughty **KID** comes, he used to steal the ladder and hurt you seriously.

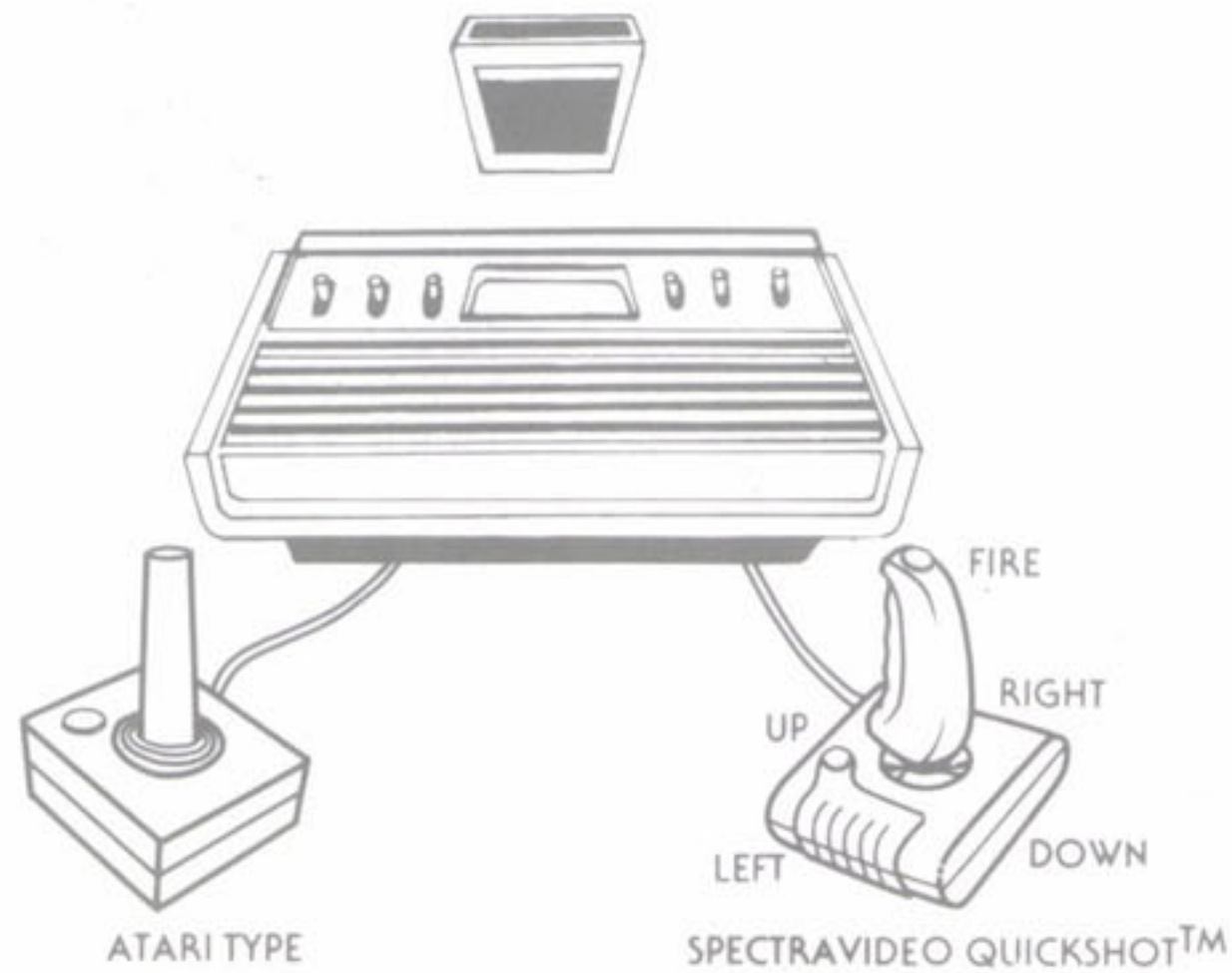
8 THE LIGHTNING

You will be killed by the **LIGHTNING** and lose one chance when you're on the top part of the building.

GETTING STARTED

1. HOOK UP GAME CONSOLE
2. INSERT CARTRIDGE — make sure power switch is always in the "OFF" position when installing cartridges.
3. TURN CONSOLE "ON"
4. DEMO MODE
Blueprints appear for 5 seconds

5. SET GAME SELECTOR
GAME 1 — 1 PLAYER (BRICKS LIMITED)
GAME 2 — 1 PLAYER (TIME LIMITED)
6. GAME RESET
7. JOYSTICK CONTROLLER



PLAYING THE GAME

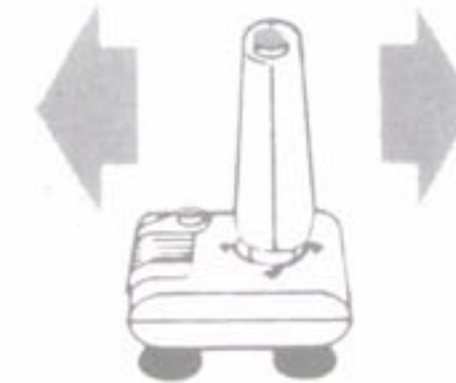
9. a. HELICOPTER
b. MAGK
LADDER
c. MASTER
BUILDER
d. STORE
e. NO. OF CHANCE
f. KID
g. SCORE
h. NO. OF
BRICK
OR TIME
LEFT
i. SPECTRADOG

In carrying out vertical movement such as climbing up & down the ladder, push the joystick up and down whereas in horizontal movement, push the joystick left or right. Push the joystick either between the left direction and the up direction, or between the right direction and the up direction for jumping action.



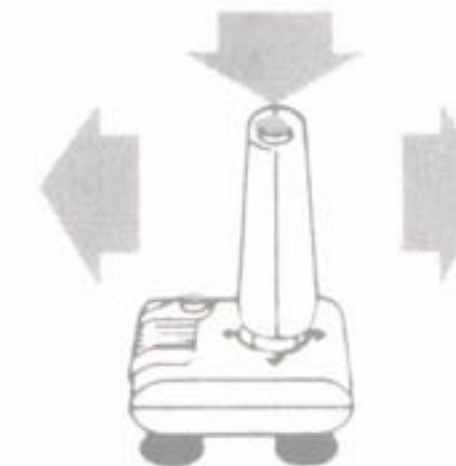
GETTING BRICKS

Push your joystick towards the store in front of which the **MASTER BUILDER** is standing




LAYING BRICKS

Press the pushbutton and push the joystick **SIMULTANEOUSLY**. Push the joystick to the direction when you want your bricks to be laid.



PICKING BRICKS

Press the pushbutton and push up the joystick when the **MASTER BUILDER** wants to pick up the incorrectly laid bricks



CATCHING HELICOPTER TO LEAVE THE SITE

Climb to the uppermost of the ladder and push the joystick up until a **HELICOPTER** appears and lifts up the **MASTER BUILDER**.

BUILDER AWARDS

SCORING

Score will only be given when you have correctly constructed a building and it will be accumulative. Bonus which is proportional to the resources left (no. of bricks or time) will also be given.


1. CITY HALL	1,000
2. CATHOLIC CHURCH	2,000
3. COMMERICAL CENTRE	3,000
4. HISTORY MUSEUM	4,000
5. MEMORIAL BUILDING	5,000

CHANCES

You have totally 4 chances in a game.

AWARDS


0 — 999	TRIANEE BUILDER
1,000 — 9,999	DILPOMA BUILDER
10,000 — 99,999	DEGREE BUILDER
100,000 — 999,999	MASTER BUILDER



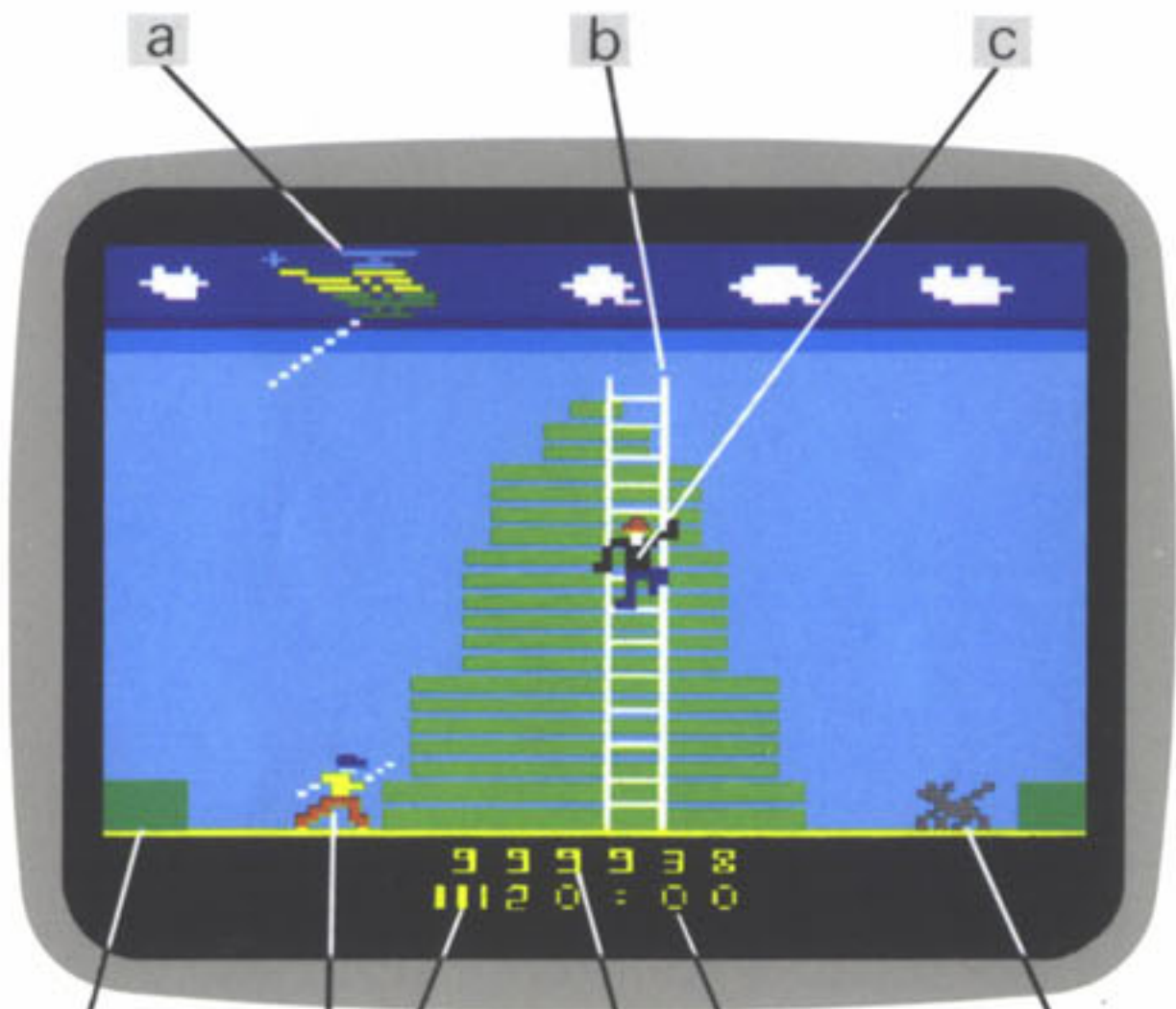
6



7



8



d

f

g

h

i


9



1




2



3



4



5



© 1983 Audio Visual by SPECTRAVIDEO INTERNATIONAL LTD.

NO. SA210

PRINTED IN HONG KONG