

NUS-NTUE-USA

INSTRUCTION BOOKLET

TUROK[®]

DINOSAUR HUNTER

BONUS!
Collector's
Edition Turok
Comic Inside!

SOLD BY

AKKlaim
entertainment, inc.

MATURE
M
AGES 17+
CONTENT RATED BY
ESRB

NINTENDO⁶⁴



Wynn's Lair

WARNINGS AND CONSUMER INFORMATION

WARNING: PLEASE CAREFULLY READ THE CONSUMER INFORMATION AND PRECAUTIONS BOOKLET INCLUDED WITH THIS PRODUCT BEFORE USING YOUR NINTENDO® HARDWARE SYSTEM, GAME PAK OR ACCESSORY. THIS BOOKLET CONTAINS IMPORTANT SAFETY INFORMATION.

CAUTION: THE NINTENDO 64® GENERATES REALISTIC IMAGES AND 3-D SIMULATIONS. WHILE PLAYING OR WATCHING CERTAIN VIDEO IMAGES, SOME PEOPLE MAY EXPERIENCE DIZZINESS, MOTION SICKNESS OR NAUSEA. IF YOU OR YOUR CHILD EXPERIENCE ANY OF THESE SYMPTOMS, DISCONTINUE USE AND PLAY AGAIN LATER.

THIS PRODUCT HAS BEEN RATED BY THE ENTERTAINMENT SOFTWARE RATING BOARD. FOR INFORMATION ABOUT THE ESRB RATING, OR TO COMMENT ABOUT THE APPROPRIATENESS OF THE RATING, PLEASE CONTACT THE ESRB AT 1-800-771-3772.



THE OFFICIAL SEAL IS YOUR ASSURANCE THAT NINTENDO HAS APPROVED THE QUALITY OF THIS PRODUCT. ALWAYS LOOK FOR THIS SEAL WHEN BUYING GAMES AND ACCESSORIES TO ENSURE COMPLETE COMPATIBILITY. ALL NINTENDO PRODUCTS ARE LICENSED BY SALE FOR USE ONLY WITH OTHER AUTHORIZED PRODUCTS BEARING THE OFFICIAL NINTENDO SEAL OF QUALITY.

LICENSED BY NINTENDO
NINTENDO, THE OFFICIAL SEAL, NINTENDO 64 AND
THE 3-D "N" LOGO ARE TRADEMARKS OF NINTENDO OF AMERICA INC.
©1996 NINTENDO OF AMERICA INC.

contents

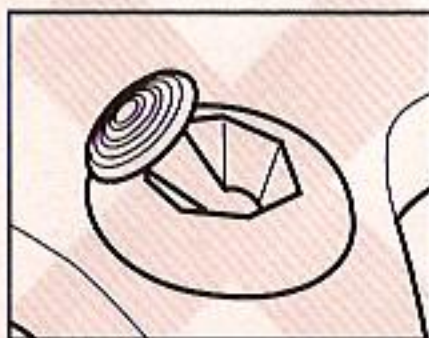
Using the Controller	2
Introduction	4
Loading	4
Game features	
Options	5
Screen	7
Controls	8
Weapons	12
Pickups	15
Pausing the game	16
Saving games	16
Levels	17
The Hub	17
Keys	18
Enemies	18
Hints	20
The Way of the Warrior	21

THE NINTENDO 64 CONTROLLER™

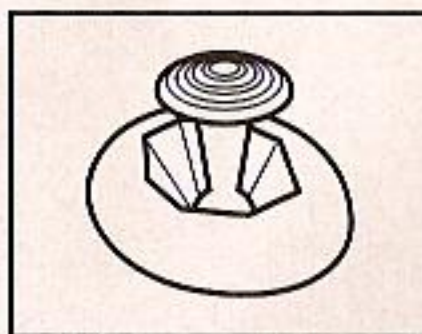
Control Stick Function

The Nintendo 64 Controller contains a Control Stick which uses an analog system to read the angles and direction of its movement. This allows subtle control that is not possible using the conventional + Control Pad.

When turning the Control Deck power ON, do not move the Control Stick from its neutral position on the controller.



If the Control Stick is held at an angled position (as shown in the picture on the left) when the power is turned ON, this position will be set as neutral. This will cause games using the Control Stick to operate incorrectly.



To reset the neutral position once the game has started, let go of the Control Stick so it can return to its center position (as shown in the picture on the left) then press START while holding down the L and R Buttons.

The Control Stick is a precision instrument, make sure not to spill liquids or place any foreign objects into it.

The Making of Turok®: Dinosaur Hunter for Nintendo 64

Turok's History

Turok, a superhero from the pages of Acclaim Comics, was introduced to the American public in 1954. The Turok comic is currently written by Fabian Nicieza, of X-Men and Justice League of America fame, and drawn by Rafael Kayanan, who also brought Conan to life.

Turok: Dinosaur Hunter for the N64 represents only a chapter of the legend of Turok, as chronicled in the comic book series. The mantle of Turok is passed down through the generations to the eldest-born male of the Fireseed family, and each generation's Turok bears the responsibility of protecting and safeguarding the barrier between Earth and the Lost Land, populated by a heinous mix of aliens, bizarre creatures and bionic dinosaurs intent on breaching the barrier and ruling the Earth.

Creating the Game

Building on the foundation of the comic, Acclaim in 1995 began developing a completely new kind of game to maximize the graphics and technical power of the N64. Acclaim drew on a talented Turok creative team at its Austin, Texas-based studio, Iguana Entertainment. There, a top-notch crew of artists, animators, designers, musicians, programmers and weapons experts dove into the world of Turok, transforming the Lost Land and, indeed, Turok himself from the 2-D comic page to the 3-D world of the N64. The result is a cutting-edge gaming experience that goes beyond anything ever imagined in terms of graphics, weapons, speed and gameplay.

You are now Turok -- and your time has come.....

Turok: Dinosaur Hunter Technical Facts

It's always a thrill to be among the first to offer a gaming experience that breaks new ground. Some of the technical achievements of Turok: Dinosaur Hunter deserve special mention:

- High performance 3D engine runs at 30 frames per second
- 256 levels of transparency and an advanced real-time particle system create the highest level of realism and pyrotechnic intensity ever
- Real-time lighting effects for even more realism
- Huge 3D levels with over 5,000,000 square feet and over 300,000 polygons
- Over 10,000 frames of 3D character animation
- Over 2,000 texture maps create startling diversity and richness
- Advance artificial intelligence allows creatures to see, hear, walk, swim, climb and fly
- Enemy head tracking keeps you square in their sights
- Animation blending eliminates unrealistic motion and heightens the level of immersion.

For more information on TUROK®: DINOSAUR HUNTER visit our web site at
<http://www.acclaimnation.com>

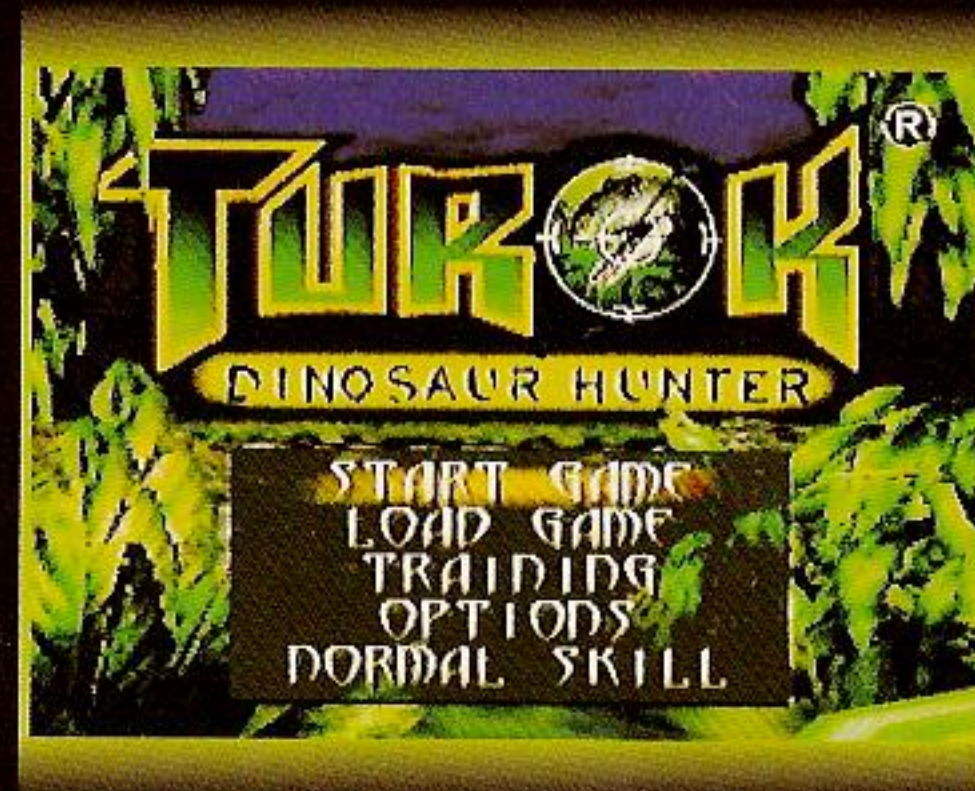
introduction

The Lost Land. A world where time has no meaning - and evil knows no bounds. Torn from a world long gone, the time traveling warrior Turok has found himself thrust into a savage land torn by conflict. An evil overlord known as 'The Campaigner' seeks to shred the fabric of time and rule the universe using an ancient artifact known as 'The Chronoscepter'. The Chronoscepter was shattered thousands of years ago in an effort to keep it from falling into evil hands. The Campaigner has constructed a massive focusing array which he plans to use to magnify and pervert the power of the Chronoscepter in order to shatter the barriers between the ages and rule the universe. Turok has vowed to find the eight pieces of the Chronoscepter spread throughout the Lost Land and put an end to The Campaigner's evil plot. The Campaigner has amassed a terrifying army to stop him. Turok must face not only ferocious Velociraptors, but vile aliens and other terrifying beasts all bent on scorching him from the face of the Earth. The first rule of survival is know thy enemy, but the second edict, know thyself, assumes greater importance as Turok struggles to understand the fatal forces that have brought him here and what he must do in order to meet the ever-escalating threats that lurk wherever he looks... To learn more you must enter the world of **TUROK®: DINOSAUR HUNTER**.

loading

1. Make sure the power is OFF on your Nintendo 64 Control Deck.
2. Insert your **TUROK® DINOSAUR HUNTER** Nintendo 64 Game Pak into the Control Deck as described in the instruction manual.
3. Insert Controller into Socket 1.
4. If you wish to save a game, insert a Nintendo Controller Pak (sold separately) in the slot on the bottom of the controller.
5. Slide the power switch to ON (important: make sure not to touch the Control Stick when doing so).

The title screen will appear, with these choices: **START GAME**, **LOAD GAME**, **TRAINING**, **OPTIONS**, **SKILL LEVEL**, **ENTER CHEAT**, **CHEAT MENU**. To make your selection, highlight it with the Control Stick and press the A BUTTON.



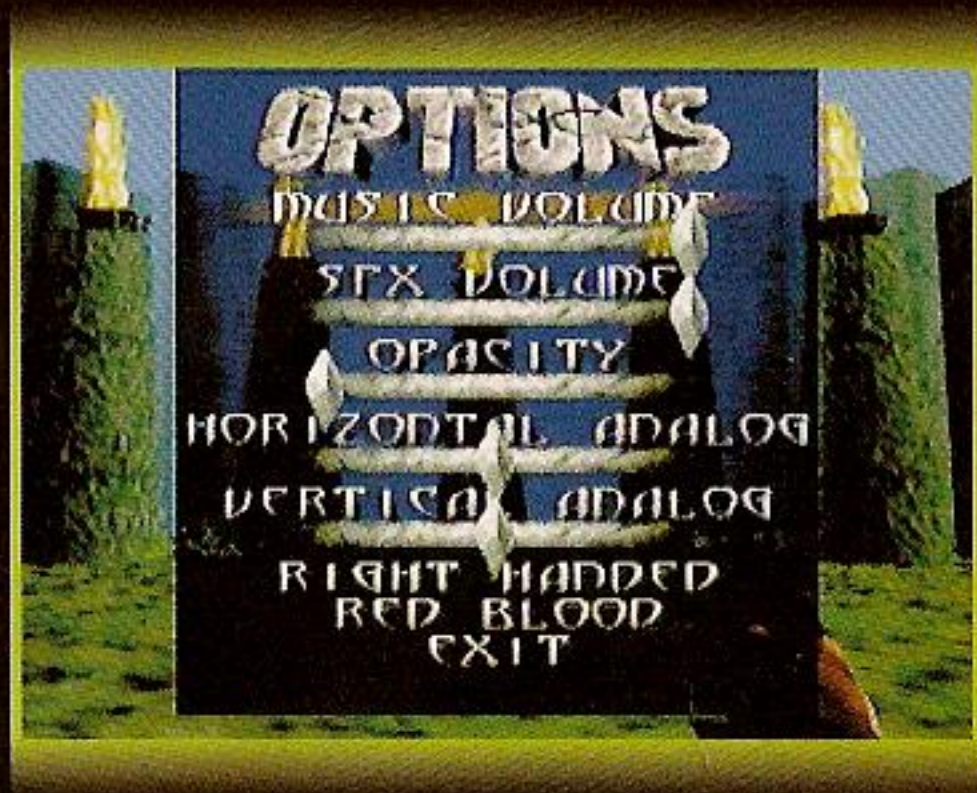
Start Game begins a new game.

Load Game will bring you to the restore screen, where you can choose any of your saved games to play. To do so, highlight a game slot with the Control Stick then press the A BUTTON. You will begin gameplay at the point where the game was saved, with option settings and any cheat you may have activated intact.

Training mode allows players to familiarize themselves with the many different control skills and game actions in **TUROK®: DINOSAUR HUNTER**. Once you select **TRAINING** you will be able to choose to enter either Tutorial mode or Time Challenge. **TUTORIAL** will guide you through a number of small obstacle courses, and hone your control skills. **TIME CHALLENGE** will challenge the player to run through the entire training gauntlet as quickly as possible. Players will then be evaluated based on their performance. If you think you can beat the developer's best time, go for it!

options

Options features many ways to alter gameplay. Use UP or DOWN on the Control Stick to highlight an option, and LEFT or RIGHT to adjust sliders and the A BUTTON.



Music Volume

Use the slider to adjust the volume of the in-game music.

Sound FX Volume

Use the slider to adjust the volume of in-game sound effects.

Opacity

Use the slider to adjust the transparency of the on-screen display.

Horizontal Analog

Use the slider to adjust the horizontal sensitivity of the Control Stick (left is low sensitivity, right is high).

Vertical Analog

Use the slider to adjust the vertical sensitivity of the Control Stick (left is low sensitivity, right is high).

Right Handed/ Left Handed

Press the A Button to toggle the control settings between right handed (the default) and left handed modes.

Red Blood/Green Blood/No Blood

Press the A BUTTON to toggle blood effects.

Exit

Return to the Main Menu.

Skill Level

The Skill Level allows the player to select from 'easy', 'normal', and 'hard' skill levels. Select skill level by using the Control Stick to highlight it, then press the A BUTTON to toggle between difficulty settings.

Enter Cheat

Selecting this option brings up the Enter Cheat screen. From this screen the player can enter cheat codes that may have surprising effects! Once a cheat code has been entered, it will be stored and added to the CHEAT MENU screen described below.

Cheat Menu

This screen will list all of the cheat codes the player has entered previously, and give the player the option to turn them on or off. As you discover more cheat codes, the menu choices will grow!

the screen



Health

Turok's health is shown as a number at the bottom left of the screen. When the number is 100, Turok is at full health. As he is injured the value decreases, and when health drops to 0, Turok loses a life. It is possible for Turok's health (via powerups) to get over 100.

Ammunition

The number of rounds that Turok has for the currently selected weapon appears at the bottom left of the screen next to his Health. This number decreases each time the weapon is fired. If you have more than one kind of ammunition for a weapon, the more powerful type will be used up first.

Lifeforce

The number of lifeforce tokens that Turok has picked up appears at the top right of the screen when he picks up a token. When Turok has acquired 100 lifeforce tokens he earns one extra life. Pausing the game allows you to see how much lifeforce Turok currently has.

Lives

The number of lives Turok has remaining is shown at the top left of the screen.

Available Weapons

To view your current inventory of weapons, press the A or B buttons. The A button will cycle up in weapons power, B will cycle down. If Turok is out of ammunition for a particular weapon, he will not be able to use it.

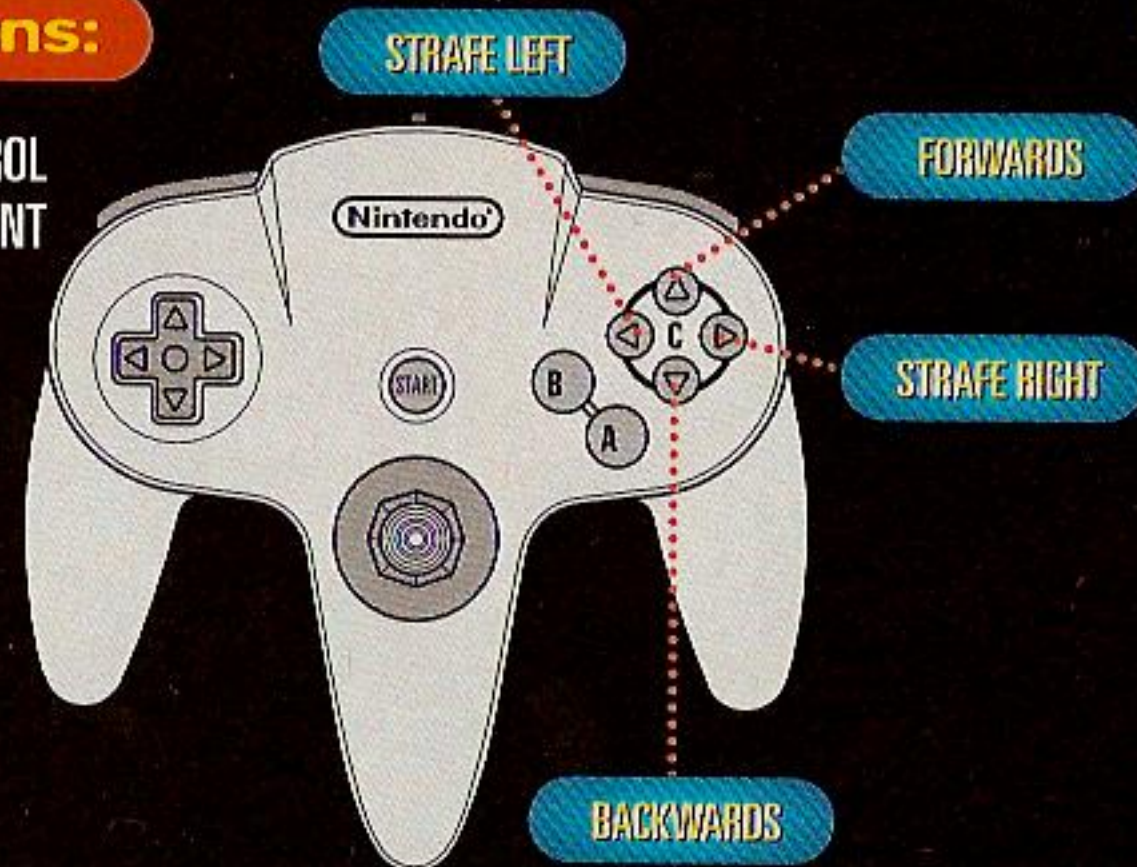
controls

The controls in Turok: Dinosaur Hunter are designed to take full advantage of the technical abilities of the Nintendo 64. The controls may take some getting used to at first, but try some Training and pretty soon you'll be zapping Velociraptors like a pro.

Most players will be comfortable gripping the center grip with the left hand (thumb on Control Stick, forefinger on the trigger (Z) BUTTON) and the right grip with the right hand (thumb on A, B or C BUTTONS, forefinger on Right Shoulder (R) BUTTON).

C Buttons:

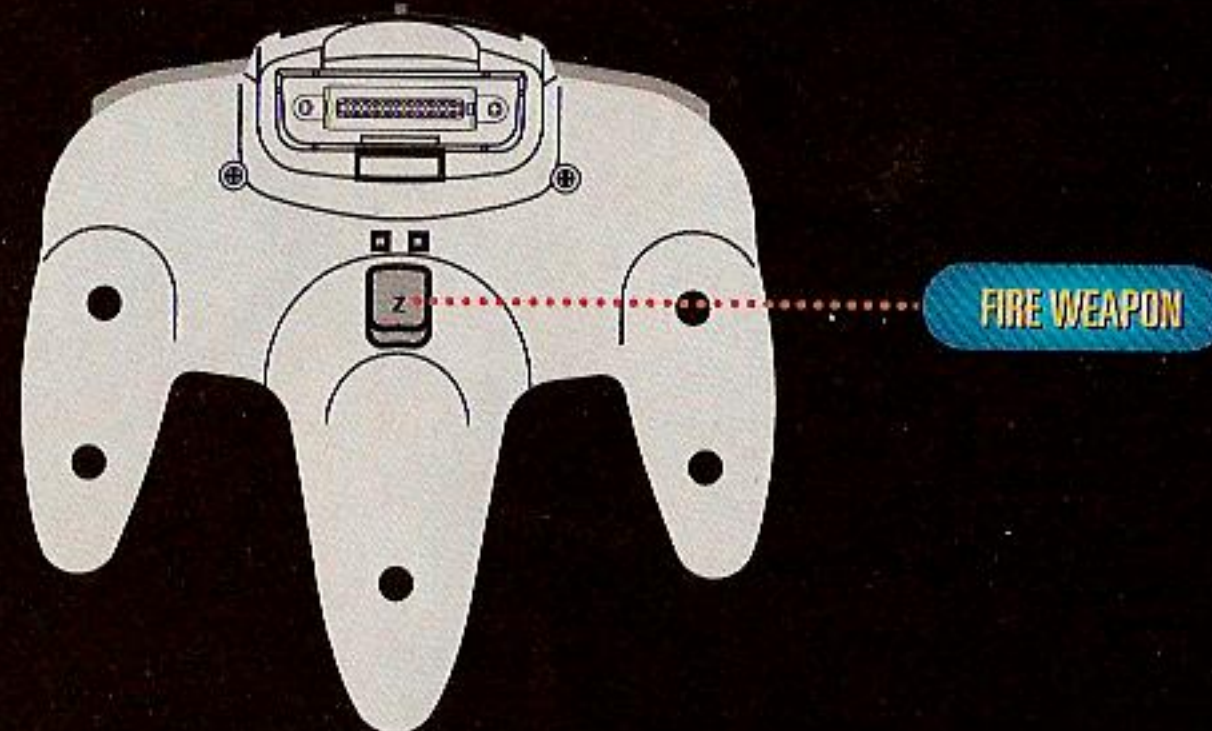
C BUTTONS CONTROL
TUROK'S MOVEMENT



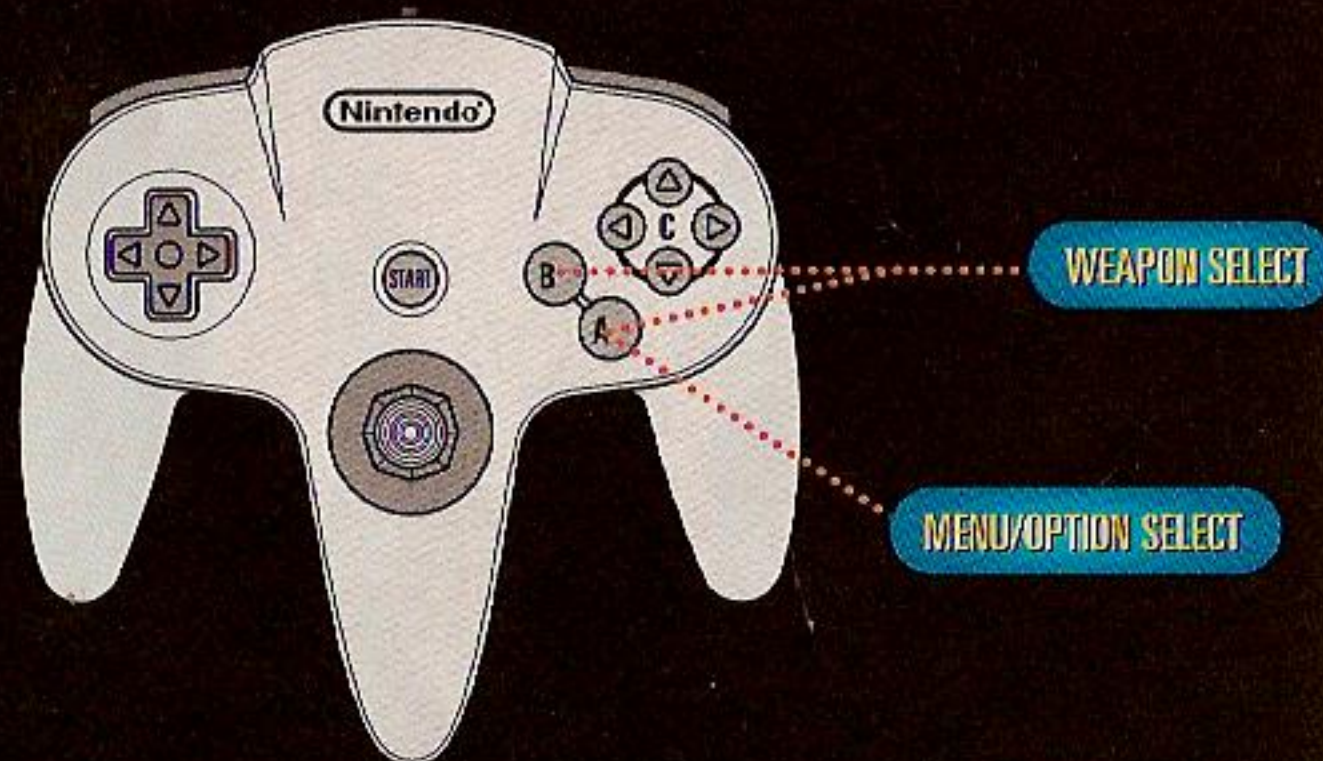
Control Stick:



Trigger Button (Z): (back)



A and B Buttons:



+ Control Pad:



TOGGLE RUN/WALK MODES - IN MAP MODE IT CAN BE USED TO SCROLL AROUND THE REVEALED AREAS WHILE HOLDING (L)

Shoulder Buttons:

TOGGLE MAP ON/OFF

JUMP



Moving

It's good idea to try out the Training mode to get used to the movement controls in this game. Otherwise, you're liable to be dinosaur dinner before you know it.

In the 3D worlds you'll be in, you will have two kinds of movement control.

1. Use the C BUTTONS to control where Turok moves to.
2. Use the Control Stick to control the direction Turok faces. (Use it to look or aim a weapon in any direction without actually moving in that direction.)

Swimming

You may need to swim in a stream, a river, or a lake. Use the C BUTTONS to move, and the Control Stick to control Turok's orientation -- this lets you swim down, up, left, and right. If you get disoriented, holding down the jump button (R) will cause Turok to head for the surface.

WEAPONS NOTE: YOU CAN ONLY USE THE KNIFE WHEN UNDER WATER.

Jumping

Master this basic skill if you hope to survive! Press the Right shoulder (R) BUTTON to jump. The longer you hold the control, the higher the jump. Use with the C BUTTONS to aim your jump.

Climbing

Certain sheer surfaces can be climbed. These surfaces are usually different in some way than the other surfaces in the game. For example, a section of cliff may be covered in dense vines, etc. To climb a sheer surface use the C BUTTONS. As you move forward and come in contact with the climbing surface, the camera angle will shift and Turok will climb up the wall. The Control Stick can be used to look around from a higher vantage point. Pressing the R BUTTON will cause Turok to leap from the wall he is climbing. You cannot use any weapons while climbing.

Weapons & ammunition

In the world where your struggles take place, a mastery of old-fashioned hand-to-hand techniques will prove essential... You start out with just a knife and tek bow. As Turok's quest continues, more and more advanced pieces of destructive hardware will require new skills to be learned and new strategies to be developed.

Weapons appear below in order of power, but remember that each weapon has advantages and disadvantages depending on what you're hunting...



Knife

Down and dirty for those times when the heavy artillery is low on ammo.



Tek Bow

A sophisticated bow with added strength, this is the first step in distance fighting.



Standard Arrows

Low tech but lethal, holding down the trigger longer will cause Turok to draw back the bow and hold. Releasing the trigger after Turok has drawn the arrow back completely will result in greater distance and damage.



Tek Arrows

These exploding arrows offer a taste of high-tech death to enemies.



Pistol/ Pistol Ammo

A fairly basic semi-automatic weapon. Look for extra ammo clips.



Assault Rifle

Fires short 3-round bursts-- a handy way to dispatch dinosaurs! Holds many rounds and uses the same ammo as the Pistol.



Shotgun

Best at short range, this will take down all kinds of critters - especially if you find some explosive shells for it.



Automatic Shotgun

A shotgun with no reload time offers plenty of high speed carnage. This one can use explosive shells, too.



Grenade Launcher

The entry level in mass destruction, each explosion affects an area around it and can destroy certain pieces of the landscape. Look for extra grenades as you progress.



Pulse Rifle

A rapid fire energy weapon, this fires super-heated bursts of plasma at high speed. A favorite of the Longhunter, you can reload with energy cells when you deplete its ammo.



Mini Gun

Don't let the name fool you -- this is one of the most powerful weapons you will find. It burns ammo though, so you'll need to reload by the box full.



Alien Weapon

Pick up discarded alien weapons and start spewing anti-matter charges. The initial impact does minimal damage, but the ensuing explosion will rock their world! Use energy cells to recharge this one.



Quad Rocket Launcher

Need we say more?



Particle Accelerator

Fires high-energy particle blasts. This one can break down the atomic structure of the enemy, first causing cessation of movement at the molecular level, and then... never mind, try it and see. Charge it longer by holding down the trigger button for a considerably larger radius of effect. Uses energy cells to reload. Remember, the longer you charge it, the more energy it will use!



Fusion Cannon

Slow but unstoppable. Send a rolling ball of nuclear mayhem their way, but don't get any closer than you need to! It only holds 2 shots, so you'll need to track down more fusion charges as you go.



Chronoscepter

If you can get a hold of the pieces of this item before the Campaigner does, you can assemble them into an apparatus of ultimate destruction. The Chronoscepter is capable of creating micro-tears in the fabric of space time, thus disrupting matter at a focus point. No one is certain what will happen if the Campaigner gets his hands on it and amplifies its power exponentially. The Chronoscepter would hypothetically work best as a weapon if used on a relatively stationary target. It cannot be recharged.

Equipment



Tek Armor

It takes more than a few workouts at the gym to have Abs of Steel—it takes Tek Armor. The kind that adds extra protection that may mean the difference between life and death! Tek Armor will automatically be discarded when it has absorbed too much damage.



Backpack

This allows Turok to go from class to class without stopping at his locker. Actually, it allows you to carry more ammunition than you normally could—stock up today!

pickups

Health

Health pickups come in 4 grades. The elementary ones restore increasing amounts to Turok's health meter. The more powerful ones can totally restore, or even add health. If Health is above 100, Full and 25% health can't be collected.



25% health



small health



full health



ultra health



Mortal Wound

Although Turok is adept at using high-tech weaponry, he is also deadly with the weapons of his heritage. If Turok slays an enemy with his knife or standard arrows, a special 'mortal wound' pickup may emerge. If it does, grab it quickly! This pickup will raise Turok's hit point level by 5 points.



Spiritual Invincibility

This is the one pickup you don't want to miss! Once you collect it, Turok is transformed into pure spiritual energy, and can move between one moment and the next. His enemy's movements will appear to slow to a crawl, and to them Turok will appear a blur as he runs amongst them. The effect lasts only for a short while, so be quick!



Life Force

Collect these to add up extra Life Force points. If you can collect 100 points, Turok is awarded an extra life!

Yellow 1 point, Purple 10 points

pausing the game

You may pause your game at any time by pressing the **START BUTTON**. The pause screen will appear, with these choices: **RESUME GAME**, **OPTIONS**, **KEYS**, **LOAD GAME**, **ENTER CHEAT**, **CHEAT MENU**, **RESTART GAME**. To make your selection, highlight it using any **UP** or **DOWN** direction control and press the **START BUTTON**.

Resume Game

Options
see page 5.

Keys

This screen displays which keys you may or may not have found, and the levels they are located in. Keys that have been found are illuminated on the screen, while keys that have not been found appear dark. This screen also displays which pieces of the Chronoscepter you have found in the game.

Load Game/Enter Cheat/Cheat menu:
see page 4

Restart Game

Quit to the Main Menu and begin a new game.

saving games



Note: You must have a Controller Pak (sold separately) inserted in your controller to save games.

At various times in the game, you will reach a Save Point. A prompt will appear asking whether or not you wish to save your game progress. **YES** is the default. Toggle your choice with the Control Stick and press the **A BUTTON**. You then see the Save screen with prompts on the left side to **Save**, **Delete**, **Show All**, or **Exit**. **Save** is the default choice.

Save

On the right hand side there is the option to "Create new slot" (this is the default setting). Pressing the **A BUTTON** at this point will save the game to a new slot. You can save over a previously saved game by highlighting its slot (labeled **Turok A**, **Turok B**, etc...) and pressing the **A BUTTON**. A prompt will appear asking "Save over existing game" "yes/no". Highlight and select "Yes" (press the **A button**) to save over the game. "No" will bring you back to the Save menu.

Delete

If you highlight "Delete" then select a previous save and press **A**, a prompt will appear: "Delete this game yes/no", with **no** as the default.

Show all

Highlight this to display a complete listing of all the saved Nintendo 64 games on your Controller Pak.

Exit

To return to the game, highlight **EXIT** and press the **A BUTTON**.

levels

There are eight massive levels for Turok to explore. Terrain features range from vast jungles to ancient cities to the Lost Land itself. Take time to thoroughly explore the terrain around you; not all of the landscape will be obvious, and some will not reveal itself on your map.

The Hub

The first level of the game leads to the Mystical 'Hub' Ruins. From this ancient place, access to all of the levels of the game is granted. The Hub Ruins are a series of arched

gateways surrounding a central platform. The arched Gateways provide access to levels 2-7, and the gateway to the last level of the game is found directly at the center of the platform. Each Gateway is marked with ancient inscriptions that reveal which keys are necessary to open the level portal. Keys are inserted into lock mechanisms at the edges of the central platform facing the corresponding Gateway. When a key is inserted, the inscriptions on the gate will be illuminated. When all of the keys have been placed, the portal will open and allow entry to another level of the game.

KEYS



Within each level, keys are hidden. On the ground leading into the Gateways there are floor tiles that show how many keys are hidden in the level. These tiles will illuminate once a key has been found. By examining the floor tiles you can see exactly how many keys are hidden in the level, and which ones

have already been found. Each level also contains one piece of the Chronoscepter. Tiles on the ground will illuminate with a blue ● symbol when the piece of the Chronoscepter in the level has been found.

enemies

Here are just a few of the fearsome foes Turok will encounter. Be warned! There are many more!



Ancient Warriors

Allied with The Campaigner, these evil natives are painted up to look like walking dead. Extremely accurate with blowguns, they fall easy prey to a 12 gauge round.



Raptors

Vile, evil creatures bio-engineered for extra ferocity. Normal raptors can only attack Turok up close, making them helpless at a distance. As you progress into the game, who knows what other bizarre shapes they might take on....



Leapers

Disgusting cave dwellers with a taste for blood. Their diagonal jumping patterns make them elusive targets in the open. Hatchlings and mature adults are not very strong, but large males can pack a wallop.



Pur-lins

Massive gorilla-like aliens can easily pound you into dust. They are slow moving, but can send you flying off of a cliff with a well-placed backhand. Some are armed with large blasters that fire devastating fireballs.



Alien Infantry

Insectoid raiders from a far away galaxy, they fire powerful photon blasts, and are very good shots. And hey, those packs on their backs ain't there for nothing! One of the more deadly enemies in the game.



Subterraneans

Massive burrowing worms that move as easily through the earth as Turok does through air. They will continually retreat into the ground, only to burst up and renew the attack at close range. These foul-smelling creatures will spit globs of toxic saliva, and can deliver alarmingly powerful physical attacks up close.



Sludge beasts

Giant crab-like creatures fond of raw sewage. As if that wasn't unpleasant enough, they also have a taste for flesh.



Killer Plants

Not your 'garden variety' vegetable. They have a nasty bite, and can fire needle sharp barbs as well.



Triceratops

Lumbering behemoths that are armed with dual rocket launchers. Get too close and they will crush Turok like a bug.



Demons

Terrifying and evil denizens of the Lost Land, they are more deadly than humans, and able to take more punishment. They can attack with hand-held weapons, or fire blasts of energy from their hands.



Cyborgs

The Campaigner's elite troops. Far tougher than human enemies, these steel-plaid menaces are impervious to arrows and shotgun blasts.

HINTS:

- The forests teem with life. Hunting wild boar and deer can yield extra health pickups.
- Be sure to search around the bodies of enemies for weapons. Many weapons have ammo clips of varying amounts which can be found.
- Learn to perform the diagonal jump, as it will allow Turok to jump further than he can normally.
- Certain longer duration weapons work better on slow or stationary opponents. Find out which weapons work best in which situations.
- Remember that even though Turok has gotten all the keys from a level, there may be things of value to him there later in the game.
- You may come across areas in the map that you cannot access immediately. Don't worry! Try returning later on and blasting your way in when you have some explosives!

THE WAY OF THE WARRIOR

AN ADVENTURE OF TUROK

Fabian Nicieza
Writer

Rafael Kayanan
Penciler

Rodney Ramos
Inker

Comicscraft's
Dave Lanphear
Lettering

Atomic Paintbrush
Color Art

Omar Banmally
Ass't Editor

Lynaire Thompson
Editor


with thanks to
Dan Slott

MY NAME IS JOSHUA FIRESEED, COLLEGE BASEBALL HOTSHOT. A FEW MONTHS BACK, MY UNCLE CARL KICKED THE BUCKET, BEFORE HE SHUFFLED, HE GAVE ME AN ANCIENT, EMPTY SATCHEL. HE CALLED IT THE LIGHT BURDEN. HE TOLD ME IT WAS MY RESPONSIBILITY. HE TOLD ME I WOULD NEED IT TO SURVIVE. HE TOLD ME A LOT OF THINGS. THE BAG WAS EMPTY INSIDE -- I THOUGHT -- UNTIL I DISCOVERED THE TRUTH.

I AM
TUROK.

IN THE LANGUAGE OF MY NATION, THE SAQUINS, THAT MEANS TO BE A SON OF STONE, A DEFENDER OF LAND, A PROTECTOR OF EARTH. FROM WHAT, YOU'RE ASKING? FROM THE THREATS THAT KEEP COMING OUT OF A PLACE CALLED THE LOST LAND. IF YOU THINK OF ALL TIME AND SPACE LIKE WATER IN A BATHTUB, THEN THE LOST LAND IS MADE UP OF WHAT GETS CAUGHT IN THE DRAIN FILTER. DINOSAURS, DINOSIDS, ALIENS, MONSTERS, LIONS AND TIGERS AND BEARS, OH MY.

NOW, I'M SUPPOSED TO BE KEEPING US SAFE FROM ALL THAT. IT'S MY JOB. THE ELDEST BORN MALE IN EVERY GENERATION OF FIRESEEDS IS RESPONSIBLE FOR BEING A TUROK. THE FAMILY BUSINESS PRETTY MUCH SUCKS, HUH? OH WELL, AS UNCLE CARL SAID, "IT'S A LIVING -- AND A DYING..."




BRRRRAP





I LOSE MORE ALARM CLOCKS THIS WAY.

DON'T TALK SO LOUD.



LATE NIGHT AGAIN, ROOMIE?

FASHENG

AAAH!

NO LIGHT! PLEASE -- NO LIGHT!

HEY... WHAT'S WITH MY HAND --?

JINK JINK JINK



JINK JINK


I HATE WHEN HE DOES THAT.



BARRY -- DID WE REDECORATE LAST NIGHT?

I'M IN THE LOST LAND AGAIN?!


BUT WHO HAS THE POWER TO BRING ME HERE JUST LIKE THAT?



KATHTUKK

?!

JINK JINK JINK



HOLD, COYOTE KNIGHT -- I MEANT YOU NO HARM.




JINK
JINK
JINK

TELLS ME IN ORDER TO SAVE DOZENS OF HOSTAGES --

-- HE NEEDS MY HELP.

I TELL HIM I'M STILL IN TRAINING -- NOT MUCH OF A FIGHTER YET.



HE TELLS ME "THERE ARE ALL KINDS OF WARRIORS, JOSHUA."

NOT FROM WHERE I'M STANDING, I THINK.

TAL'SET'S NAME TRANSLATES TO "THE VALIANT ONE."

HE WAS CALLED THAT 'CAUSE NO ONE DID IT AS WELL -- OR AS LONG -- AS HE DID.



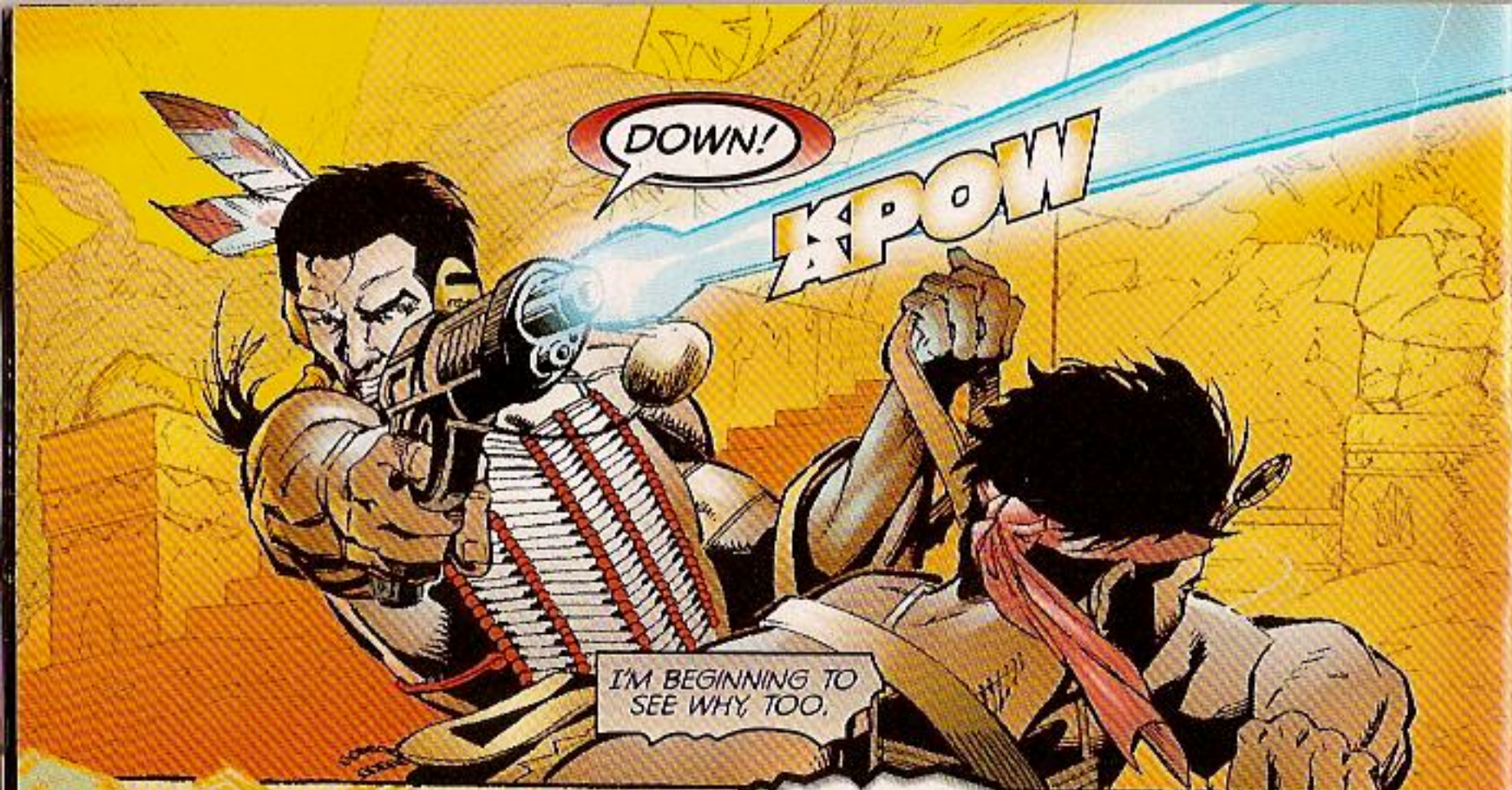
I GUESS I CAN'T TELL HIM ABOUT HIS OWN FUTURE -- MY PAST -- BUT TAL IS THE ONLY TUROK WHO EVER LIVED LONG ENOUGH TO RETIRE FROM THE JOB!



I AM TAL'SET TAN'CELLE'NYO... "AND I AM THE ONE WHO BROUGHT YOU HERE!"

GO FIGURE HE TELLS ME WHAT'S UP.

ABOUT A DUDE CALLED THE CAMPAIGNER WHO RUNS SOME DEMENTO VERSION OF AMERICAN GLADIATORS.



DOWN!

KPOW

I'M BEGINNING TO SEE WHY, TOO.



MASTER SEND PUR-LIN TO STOP YOU, TUROKS!

NO, CREATURE, THE CAMPAIGNER SENT YOU TO TRY --



-- SO YOU HAVE!

THE CHALLENGE SET FORTH BY THE CAMPAIGNER IS TO DEFEAT HIM --

-- THROUGH TRICKERY, RATHER THAN FEROCITY.

AND THAT'S WHERE I COME IN?

YOU WILL ONE DAY BE KNOWN AS THE COYOTE KNIGHT FOR A REASON.

YOU SURE YOU NEED ME?

I MEAN, I'M NOT AS... Uhm... EFFECTIVE... AS YOU ARE.



HEY -- YOU KNOW ABOUT MY FUTURE?

AS YOU KNOW OF MINE.



YEAH, BUT YOU'RE FROM MY PAST -- aaah, I'M GETTING A HEADACHE...

WE KEEP MOVING,
HE KEEPS BLASTING
THINGS TO
SMITHEREENS.

TAL'SET KEEPS SAYING
HOW MY PART IN THE
BATTLE IS "YET TO COME."

I JUST KEEP
WONDERING
HOW DEAD I'D
BE WITHOUT
HIM HERE.

AND I KEEP THINKING --
AFRAID THAT THE ANSWER
IS "AS DEAD AS THE
PEOPLE DEPENDING ON
YOU ARE GOING TO BE."

WE CAN
ENTER THE
CAMPAIGNER'S
ARENA THROUGH
THIS SEWAGE
DUCT.

I WAS
WONDERING
WHAT THAT
RIPE SMELL
WAS.

THE
CAMPAIGNER
IS A METHODICAL,
RELENTLESS WARRIOR
AND IN THE TUROK
LINEAGE, HE CLAIMS
TO SEE A
REFLECTION OF
HIMSELF --

-- SOULLESS,
FIGHTING MACHINES.
HE EVEN TOLD ME HE
RESPECTS THAT
ABOUT US.

AND HE
HAS DETERMINED
THAT THOUGH
CAPABLE OF
FIGHTING HIM TO
A PHYSICAL
STANDSTILL --

-- A
TUROK IS NOT
"INTELLIGENT
ENOUGH TO RISE
ABOVE OUR
LIMITED
WAYS."

THAT ISSSS
FAR ENOUGH,
SONSSS OF
SSTONES!

SHIK WREEEEE
TUROOM

AND THAT'S
MY JOB?
WONDERFUL.

YOU KNOW THE TUROK LINE IS IN
TROUBLE WHEN I'M EXPECTED TO
OUTSMART AN OPPONENT!

THINK POSITIVE, JOSH. TAL'SET BUSTED HIS HUMP GETTING US THROUGH ALL OF THE CAMPAIGNER'S DEFENSES.



NOW IT'S TIME TO FACE THE MAIN MAN HIMSELF!

TAL'SET, WELCOME BACK TO THE ARENA.

YOU HAVE PLAYED YOUR PART AS I KNEW YOU WOULD.



COLD, EFFICIENT, CLINICAL, PRECISE.

INFLEXIBLE, UNYIELDING, NARROW-MINDED, OBSOLETE.

THE PRISONERS WERE CONSIDERED TO DEATH THE MOMENT YOU ACCEPTED MY CHALLENGE.

I WAS SMART ENOUGH... TO BRING ALONG SOME HELP...

ME? AM I ON?



YOU KNOW I HAVE NO CLUE WHAT I'M GOING TO DO, DON'T YOU?

I CALL ON THE WHISPERERS, ELEMENTAL TALISMANS WHICH CAUSE THE WINDS TO LIFT ME UP.

I'M NERVOUS ENOUGH TO WET MY PANTS!



THEY SEND A CHILD TO PERFORM THE WORK OF A MAN?

HOW DO YOU PROPOSE TO DEFEAT ME?

A BASEBALL PROBLEM.





HERE'S THE STARTING LINE-UP. WHO'S ON FIRST.



WHAT'S ON SECOND. I DON'T KNOW'S ON THIRD.



TOMORROW IS PITCHING. TODAY IS CATCHING.



FARE YOU WELL, CAMPAIGNER -- UNTIL WE PLAY THE GAME AGAIN...

WHAT A RUSH -- I JUST SAVED DOZENS OF LIVES!

BUT AN EVEN BIGGER RUSH IS THE LOOK TAL'SET GIVES ME.




WHAT'S THE NAME OF THE PLAYER AT SECOND BASE?

Uhm... I DON'T KNOW --?

THIRD BASE!


I LOVE THE SMELL OF VICTORY...



A LOOK OF RESPECT.

YOU ARE ONE OF THE MOST... INTERESTING... TUROKS I HAVE EVER MET, JOSHUA --

-- AND YOU HAVE THE POTENTIAL TO BE ONE OF THE BEST!



HE LEAVES TO RETURN THE HOSTAGES TO THEIR VILLAGES.

I THINK ABOUT WHAT HE SAID. "ONE OF THE BEST." COOL.

AND THEN I REALIZE...

...TAL'SET LEFT BEFORE SHOWING ME HOW TO USE THE BAG TO GET BACK HOME!

THE END

ACCLAIM ENTERTAINMENT, INC. LIMITED WARRANTY

ACCLAIM ENTERTAINMENT, INC. (ACCLAIM) warrants to the original purchaser only of this ACCLAIM software product that the medium on which this software program is recorded is free from defects in materials and workmanship for a period of ninety (90) days from the date of purchase. This ACCLAIM software program is sold "as is," without express or implied warranty of any kind, and ACCLAIM is not liable for any losses or damages of any kind resulting from use of this program. ACCLAIM agrees for a period of ninety (90) days to either repair or replace, at its option, free of charge, any ACCLAIM software product, postage paid, with proof of date of purchase, at its Factory Service Center. Replacement of the game pak, free of charge to the original purchaser (except for the cost of returning the game pak) is the full extent of our liability.

This warranty is not applicable to normal wear and tear. This warranty shall not be applicable and shall be void if the defect in the ACCLAIM software product has arisen through abuse, unreasonable use, mistreatment or neglect. THIS WARRANTY IS IN LIEU OF ALL OTHER WARRANTIES AND NO OTHER REPRESENTATIONS OR CLAIMS OF ANY NATURE SHALL BE BINDING ON OR OBLIGATE ACCLAIM. ANY IMPLIED WARRANTIES APPLICABLE TO THIS SOFTWARE PRODUCT, INCLUDING WARRANTIES OF MERCHANTABILITY AND FITNESS FOR A PARTICULAR PURPOSE, ARE LIMITED TO THE NINETY (90) DAY PERIOD DESCRIBED ABOVE. IN NO EVENT WILL ACCLAIM BE LIABLE FOR ANY SPECIAL, INCIDENTAL, OR CONSEQUENTIAL DAMAGES RESULTING FROM POSSESSION, USE OR MALFUNCTION OF THIS ACCLAIM SOFTWARE PRODUCT.

Some states do not allow limitations as to how long an implied warranty lasts and/or exclusions or limitations of incidental or consequential damages so the above limitations and/or exclusions of liability may not apply to you. This warranty gives you specific rights, and you may also have other rights which vary from state to state.

This warranty shall not be applicable to the extent that any provision of this warranty is prohibited by any federal, state or municipal law which cannot be pre-empted.

Repairs/Service after Expiration of Warranty- If your game pak requires repair after expiration of the 90-day Limited Warranty Period, you may contact the Consumer Service Department at the number listed below. You will be advised of the estimated cost of repair and the shipping instructions.

ACCLAIM Hotline/Consumer Service Dept.(516) 759-7800

**Marketed by Acclaim Entertainment, Inc. Distributed by Acclaim Distribution, Inc.
One Acclaim Plaza, Glen Cove, New York 11542-2777**

TUROK DINOSAUR HUNTER © 1997 Acclaim Entertainment, Inc. All rights reserved. TUROK: ® & © 1997, GBPC, a subsidiary of Golden Books Family Entertainment. All rights reserved. All other characters herein and the distinct likenesses thereof are trademarks of Acclaim Comics Inc. All rights reserved. Acclaim is a division of Acclaim Entertainment, Inc. ® & © 1997 Acclaim Entertainment, Inc. All rights reserved.

TUROK

LET THE HUNT
BEGIN!



**THE NEW TUROK COMIC BOOK IS AVAILABLE
AT SPECIALTY STORES EVERYWHERE.
CALL THE COMIC SHOP LOCATOR SERVICE--
TOLL FREE 888-266-4226
FOR THE STORE NEAREST YOU!**



ACCLAIM ENTERTAINMENT, INC.
ONE ACCLAIM PLAZA, GLEN COVE, NEW YORK 11542-2777

PRINTED IN JAPAN

Villain's Lair