

<http://www.replacementdocs.com>

MIDWAY
PRESENTS

ARCADE'S GREATEST HITS

THE ATARI COLLECTION 1



INSTRUCTION BOOKLET

SUPER NINTENDO
ENTERTAINMENT SYSTEM™

MIDWAY

THIS SEAL IS YOUR ASSURANCE THAT NINTENDO HAS APPROVED THE QUALITY OF THIS PRODUCT. ALWAYS LOOK FOR THIS SEAL WHEN BUYING GAMES AND ACCESSORIES TO ENSURE COMPLETE COMPATIBILITY WITH YOUR SUPER NINTENDO ENTERTAINMENT SYSTEM.

CE SCEAU EST VOTRE ASSURANCE QUE NINTENDO A APPROUVÉ CE PRODUIT ET QU'IL EST CONFORME AUX NORMES D'EXCELLENCE EN MATIÈRE DE FABRICATION, DE FIABILITÉ ET SURTOUT, DE QUALITÉ. RECHERCHEZ CE SCEAU LORSQUE VOUS ACHÉTEZ DES JEUX ET DES ACCESSOIRES POUR ASSURER UNE TOTALE COMPATIBILITÉ AVEC VOTRE SUPER NINTENDO ENTERTAINMENT SYSTEM.

DIESES QUALITÄTSSIEGEL IST DIE GARANTIE DAFÜR, DASS SIE NINTENDO-QUALITÄT GEKAUFT HABEN. ACHTEN SIE DIESHALB IMMER AUF DIESES SIEGEL, WENN SIE SPIELE ODER ZUBEHÖR KAUFEN. DAMIT SIE SICHER SIND, DASS ALLES EINWANDFREI ZU IHREM SUPER NINTENDO ENTERTAINMENT SYSTEM PASST.

QUESTO SIGILLO È LA TUA GARANZIA CHE NINTENDO HA VALUTATO ED APPROVATO QUESTO PRODOTTO. RICHIEDI SEMPRE ALL'ACQUISTO DI GIOCHI ED ACCESSORI PER ASSICURARE LA COMPLETA COMPATIBILITÀ CON IL TUO SUPER NINTENDO ENTERTAINMENT SYSTEM.

ESTE SELLO ES TU SEGURO DE QUE NINTENDO HA APROBADO LA CALIDAD DE ESTE PRODUCTO. BUSCA SIEMPRE ESTE SELLO CUANDO COMPRES VIDEOSJUEGOS Y ACCESORIOS PARA ASEGURARTE UNA COMPLETA COMPATIBILIDAD CON TU SUPER NINTENDO ENTERTAINMENT SYSTEM.

DIT ZEGEL WAARBORGT U, DAT DIT PRODUKT DOOR NINTENDO IS GECONTROLEERD EN DAT HET OVA CONSTRUCTIE, BETHOUWBAARHEID EN ENTERTAINMENTWAARDE VOLLEDIG AAN ONZE HOGE KWALITEITSEISEN VOLDOET. LET BIJ HET KOPEM VAN SPELLEN EN ACCESSOIRES ALTIJD OP DIT ZEGEL, ZODAT U VERZEKERD BENT VAN EEN GOED WERKEND SUPER NINTENDO ENTERTAINMENT SYSTEM.

DENNA ETIKETT GARANTERAR ATT NINTENDO STÅR FÖR PRODUKTENS KWALITET. KONTROLLERA ATT ETIKETTENS FINNS PÅ SPEL OCH TILLBEHÖR DU KÖPER. FÖR ATT FÖRSÄKRA DIG OM ATT DE ÄR KOMPATIBLA MED SUPER NINTENDO ENTERTAINMENT SYSTEM.

DETTE SEGL GARANTERER, AT NINTENDO HAR GODKENDT KWALITETEN AF DETTE PRODUKT. SE ALTIID EFTER DETTE SEGL, NÅR DU KOBER SPIL OG TILBEHØR, SÅ DU ER SIKKER PÅ FULD KOMPATIBILITET MED DIT SUPER NINTENDO ENTERTAINMENT SYSTEM.

TÄMÄ TARRA VAKUUTTAA. ETTÄ NINTENDO ON HYVÄKSYNTY TÄMÄN TUOTTEEN LAADUN TARKISTA AINA TÄMÄ TARRA ENNEN KUIN ÖSTÄT PELEJÄ JA MUUTA TARVIKKEITA, JOTTA SAAT VARMASTI SUPER NINTENDO ENTERTAINMENT SYSTEM YHTEENSOPIVA TUOTTEITA.



WARNING : PLEASE CAREFULLY READ THE CONSUMER INFORMATION AND PRECAUTIONS BOOKLET INCLUDED WITH THIS PRODUCT BEFORE USING YOUR NINTENDO HARDWARE SYSTEM, GAME PAK OR ACCESSORY.

ATTENTION : VEUILLEZ LIRE ATTENTIVEMENT LA NOTICE "INFORMATIONS ET PRECAUTIONS D'EMPLOI" QUI ACCOMPAGNE LA CONSOLE NINTENDO, LA CARTOUCHE DE JEU OU LES ACCESSOIRES AVANT DE LES UTILISER.

HINWEIS : BITTE LIES DIE VERSCHIEDENEN BEDIENUNGSANLEITUNGEN, DIE SOWOHL DER NINTENDO HARDWARE WIE AUCH JEDER SPIELKASSETTE BEIGELEGT SIND, SEHR SORGFÄLTIG DURCH!

ATTENZIONE : LEGGI ATTENTAMENTE LE INFORMAZIONI PER L'UTENTE E LE PRECAUZIONI INCLUSE NELLA CONFEZIONE PRIMA DI USARE IL TUO SUPER NINTENDO ENTERTAINMENT SYSTEM™ LE CASSETTE O GLI ACCESSORI.

ADVERTENCIA : POR FAVOR, LEE ATENTAMENTE LA INFORMACION AL CONSUMIDOR Y EL FOLLETO DE INSTRUCCIONES QUE ADJUNTAMOS CON ESTE PRODUCTO ANTES DE UTILIZAR TU CONSOLA, VIDEOJUEGO O ACCESORIO NINTENDO.

WAARSCHUWING : LEES EERST ZORGVULDIG DE BROCHURE MET CONSUMENTENINFORMATIE EN WAARSCHUWINGEN DOOR DIE BIJ DIT PRODUKT IS MEEVERPAKT VOORDAT HET NINTENDO-SYSTEEM, DE SPELKASSETTE OF HET ACCESSOIRE IN GEBRUIK WORDT GENOMEN.

OBS : LÄS NOGGRANT IGENOM KONSUMENTUPPLYSNINGARNA OCH FÖRSIKTIGHETSÅTGÄRDERNA I BRUKSANVISNINGARNA SOM MEDFÖLJER PRODUKTEN INNAN DU ANVÄNDER DEN MED ETT NINTENDO SYSTEM, SPELPAKETET ELLER TILLBEHÖR.

ADVARSEL : LÆS FORBRUGERINFORMATIONEN OG HÆFTET MED SIKKERHEDSREGLER, DER FØLGER, MED DETTE PRODUKT, FØR DU BEGYNDER AT BRUGE NINTENDO HARDWARE SYSTEM, GAME PAK ELLER TILLBEHØRET.

VAROITUS : LUE HUOLELLISESTI LAITTEEN VARUSTEISIIN KUULUVAT KULUTTAJATIEDOT JA HUOMAUTUKSET ENNEN NINTENDO-LAITTEEN, PELIN (GAME PAK) TAI MUUN VAURSTEEN KÄYTTÖÄ.



| | |
|-----------------------------|-----|
| GETTING STARTED | 1 |
| CONTROLLER | 1 |
| GAME SELECTION | 2 |
| IN-GAME OPTIONS | 2-4 |
| CONTROLLING THE GAMES | 4 |
| ASTEROIDS | 5 |
| BATTLEZONE | 6 |
| CENTIPEDE | 7 |
| SUPER BREAKOUT | 8 |
| TEMPEST | 9 |
| MISSILE COMMAND | 10 |
| CREDITS | 59 |
| WARRANTY | 60 |

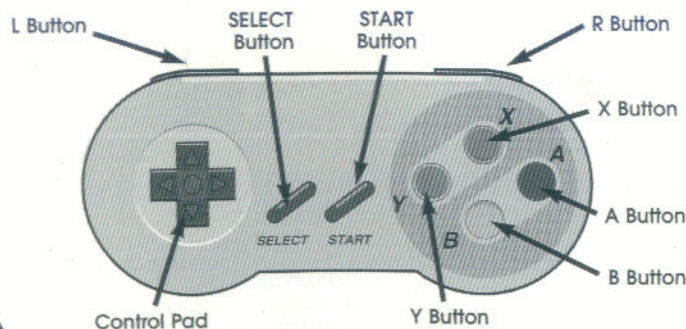


WARNING: Never Try to Insert or Remove a Game Pak When the Power is ON!

- Turn the power OFF on your Super Nintendo Entertainment System™.
- Make sure a Controller is plugged into the correct Port of the Super Nintendo Entertainment System™.
- Insert the Game Pak into the slot on the Super Nintendo Entertainment System™. Press firmly to lock the Game Pak in Place.
- Turn the power switch ON.
- When you see the Title Screen, press the Start Button.

CONTROLLER

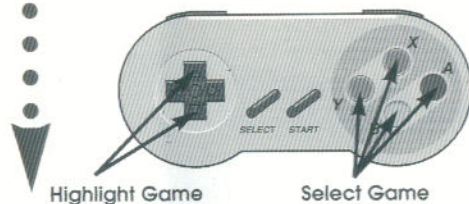
Before you begin your game, familiarise yourself with the Super Nintendo controller.



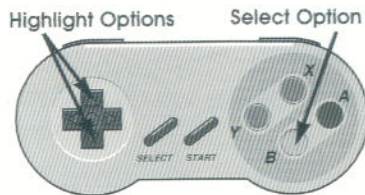
1



Following the Title Screen, the Game Selection Screen will appear. Select the classic game you wish to play, then use the controls indicated below to start a game. If you wait a few seconds before selecting a game, a demo of the highlighted game will run. Press the **START Button** to play the game displayed in the demo, or press any other button to end the demo.



To access In-Game Options for a particular game, select the game from the Game Selection Screen, then select Game Options (see **Game Options**, next page).



2

IN-GAME OPTIONS

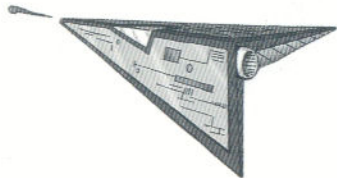

1 PLAYER START - Play a 1 player game.

2 PLAYER START - Play a game with friend. Players alternate turns against the computer (not available in **BATTLEZONE**).

GAME OPTIONS - The Game Options Screen for each of the games varies slightly. They are specific to the game you're accessing the menu from. You can make simple adjustments to settings such as the amount of **Lives** to start the game, the amount of points needed to achieve a **Bonus Life**, the **Game Difficulty** level and **Player Speed**.

PLAYER SPEED (Not available in **BATTLEZONE** or **ASTEROIDS**) - This option speeds up or slows down the paddle, shooter or crosshair used during the game.

MISSILES AFTER (**BATTLEZONE** only) - You can select the amount of points (5,000 - 30,000) to be achieved before those loud, evasive missiles start to make things difficult for you. The higher the setting, the longer it will be before you see them.




3

IN-GAME OPTIONS

MINIMUM RATING (TEMPEST only) - When set to **9**, new players will always be able to skip ahead to at least level 9 on the Start Screen. If set to **Variable**, new players may be able to skip ahead further if the high score is sufficiently high.

DEMO MODE (TEMPEST only) - Turn this option **ON** to allow access to all levels on the Start Screen. You will also be able to skip ahead levels during gameplay by pressing the **SELECT BUTTON**.

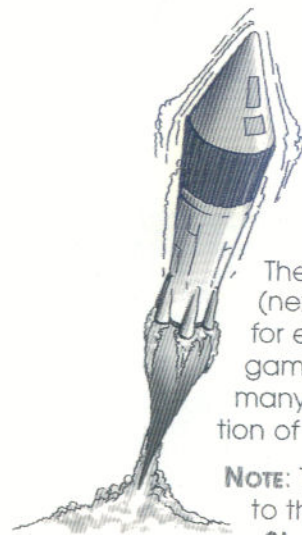
NOTE: With this option set to **ON**, you will not be able to enter new high scores.



CONTROLLING THE GAMES

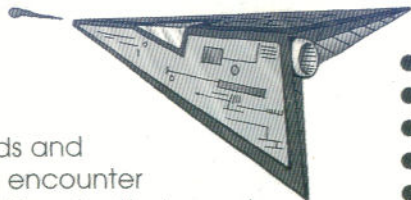

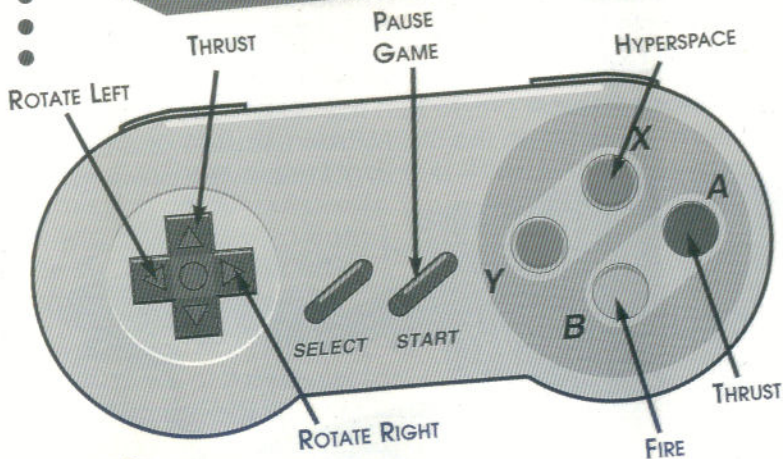
The following diagrams (next page) display the controls for each game. Have Fun! All games may be played with as many as 2 players with the exception of **BATTLEZONE**.

NOTE: To abort a game and return to the Game Menu, press **Select**, **Start**, **L** and **R** simultaneously.



4

ASTEROIDS

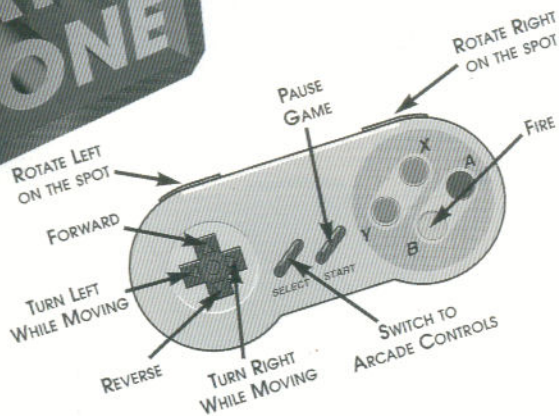


OBJECT OF THE GAME

Destroy the floating Asteroids and any hostile space ships you encounter for points. The large space ships don't aim and fire too well, but look out for the smaller ships. Use Hyperspace to escape serious trouble.

BATTLE ZONE

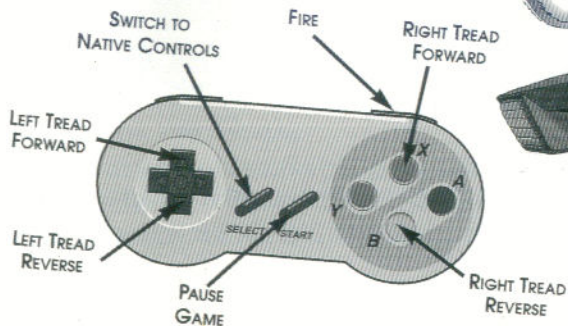
NATIVE CONTROLS




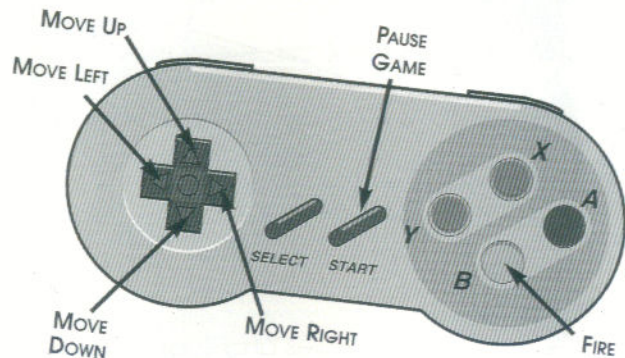
OBJECT OF THE GAME

Eliminate all enemy Tanks, Missiles and Super Tanks. The Radar at the top of the screen will track your enemy. Look for a red dot flashing on the Radar Screen, then seek and destroy!

ARCADE CONTROLS



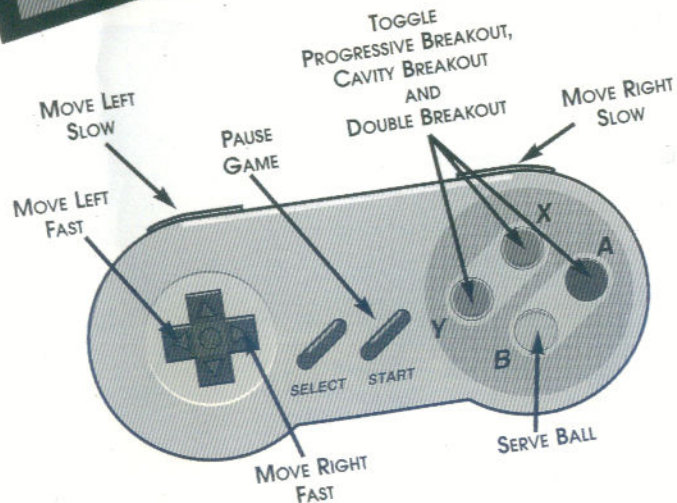
CENTIPEDE



OBJECT OF THE GAME

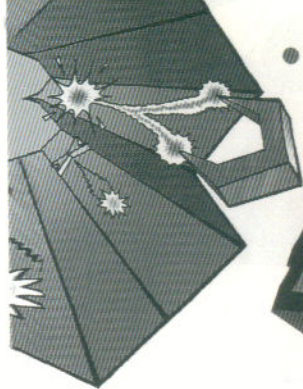
Shoot all Centipedes, Spiders and any other insects for points. Shoot Mushrooms to clear a path for your shooter.

SUPER BREAKOUT

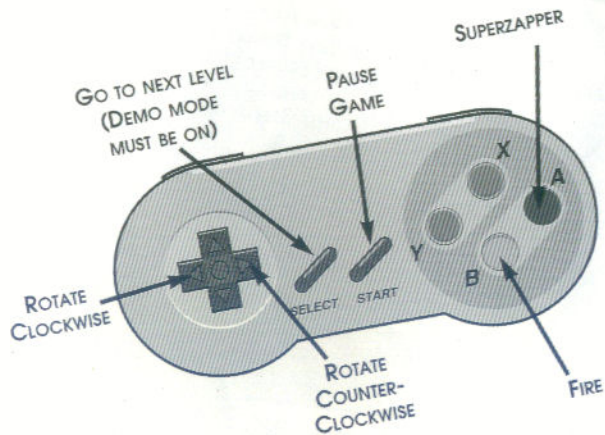


OBJECT OF THE GAME

Keep the ball between your paddle and the bricks. Attempt to break through the bricks, and clear them out completely. Complete various levels and accumulate points.



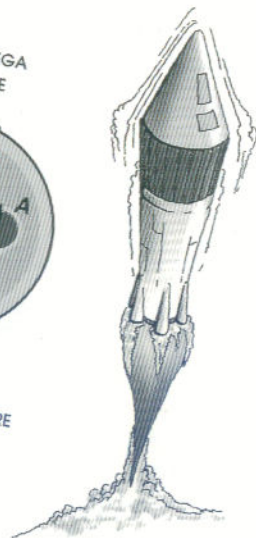
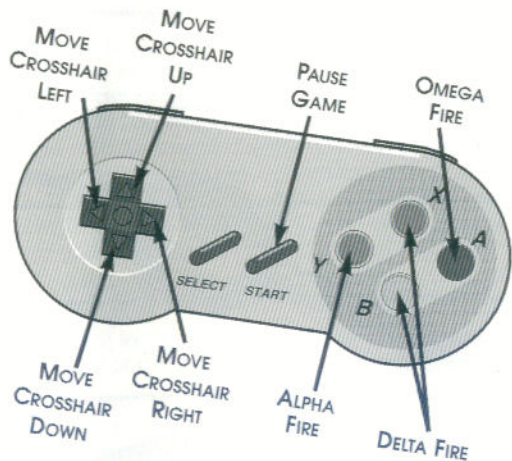
TEMPEST



OBJECT OF THE GAME

Move quickly around the perimeter of the hole. Fire at your enemies as they attack and try not to let them reach the top. Of course, the intensity increases as you reach the higher, more difficult levels!

MISSILE COMMAND



OBJECT OF THE GAME

Save the world from nuclear annihilation. Destroy incoming warheads with your defensive missiles. Conserve your missiles, you'll need them all. The velocity and amount of enemy missiles increases as you reach the higher levels.